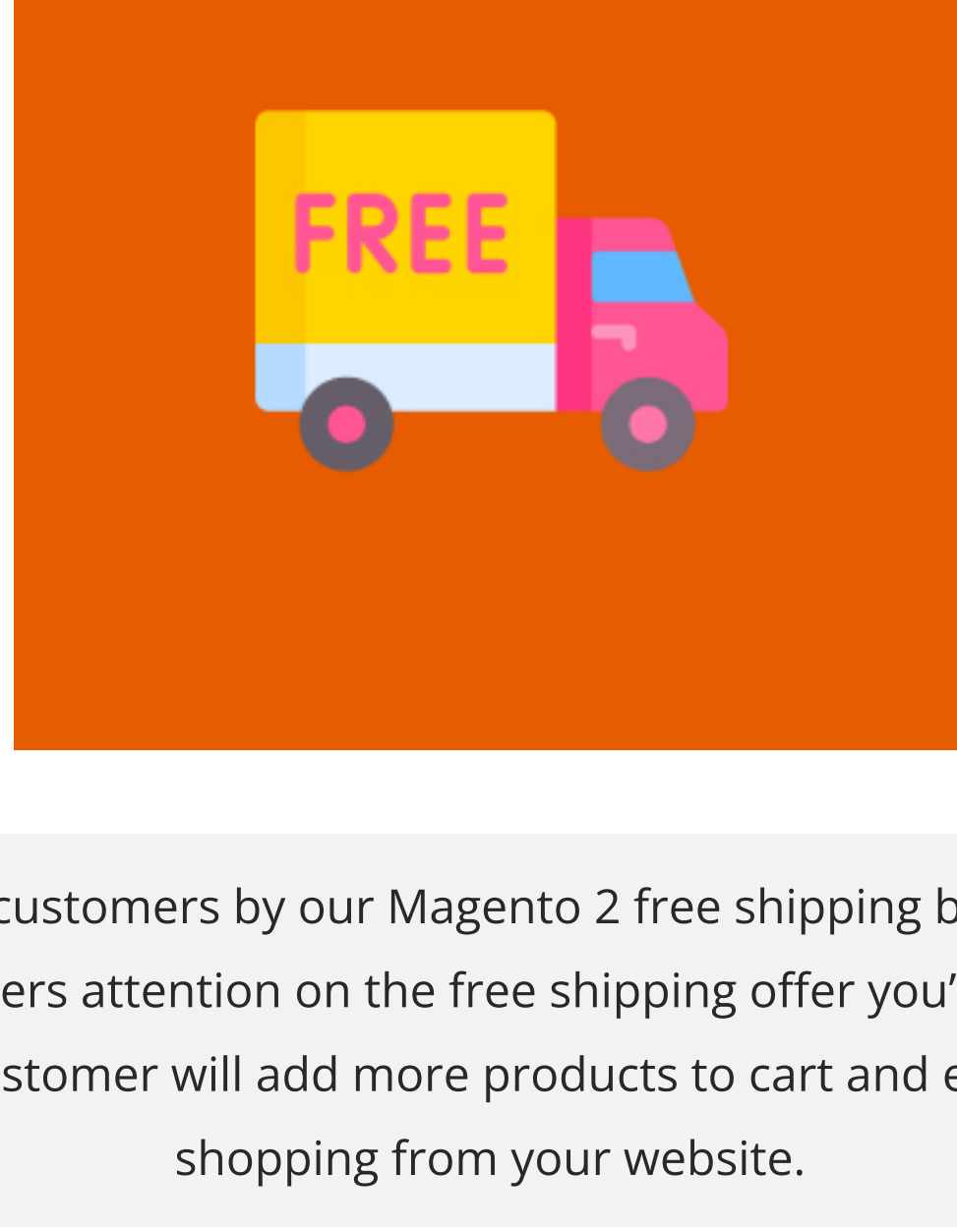


Free Shipping Bar for Magento 2

User Guide



You can tempt your customers by our Magento 2 free shipping bar extension. This will upshot your customers attention on the free shipping offer you're hosting. To get the benefits your customer will add more products to cart and end up with more shopping from your website.

Features

- Highlight your free shipping offer
- Set your custom minimum cart value
- Differently Highlight your cart value in banner (new)
- Update real-time cart value
- Display on multiple pages
- Enable/ disable facility
- Custom font and background color to match your theme
- Custom text alignment
- Specific time display option (date range)
- Custom CSS availability
- 3 distinct display message options
- User friendly
- Upshot conversion rate
- Customer groups

Features In Detail

- **Highlight your free shipping offer**
Highlight your current offers on minimum shopping value to get free shipping offer and tempt your customers to buy more .
- **Set your custom minimum cart value**
you can set your own desired value which would be minimum amount to be eligible for free shipping.
- **Differently Highlight your cart value in banner (new)**
The numeric value in the banner that is your cart value is separately highlighted with different color of your choice with our new update.
- **Update real-time cart value**
The cart value automatically updates and shows remaining value from the minimum free shipping value to be eligible to get offer.
- **Display on multiple pages**
You can display this on multiple pages. Choose the pages you want to show this banner.
- **Enable/ disable facility**
You can enable or disable this extension anytime with this option.
- **Custom font and background color to match your theme.**
Choose the text style and choose the background color of your choice. You can choose these accordingly to match your website theme.
- **Custom text alignment**
Choose where the text should be placed, i.e. Center , right or left.
- **Specific time display option (date range)**
You can select a date range to choose when to display this banner with our "from" and "to" date options.
- **Custom CSS availability**
You can also add custom CSS or external CSS.
- **3 distinct display message options**
You can separately choose 3 different messages to display stage wise. Initial message would display at the start, in progress message would display in progress or adding stage and achieve message when you add the products and reach the eligibility amount.
- **User friendly**
Our free shipping bar is very user friendly. One can customize it easily with our configuration settings.
- **Upshot sales rate**
The customers would shop more to get the offer and thus our sales would increase.
- **Customer groups.**
Website owners can choose the display options for specific groups as well.

BENEFITS TO STORES :

- ➔ According to a VVO e-commerce survey conducted in 2014 regarding trends and insights to identify and convert consumers.
- ➔ About 25% of online consumers were prepared to pay more than their primary purpose in order to have free delivery.
- ➔ Buyers will be more willing to check out with a larger shopping cart if they believe they would benefit from purchasing a little more.
- ➔ This is why the Free Shipping Bar is so effective for Magento 2 stores.
- ➔ Free Shipping Bar extension helps the Magento Merchants to persuade their customers to check out with a larger shopping basket.
- ➔ As a result the conversion ratio and the overall revenues of the Magento store increase.
- ➔ Magento 2 Free Shipping Bar extension tempts your customers and helps increase your customers' shopping cart size. This concept works as a reminder of free benefits to customers and tempt them to spend more.

How to Install?


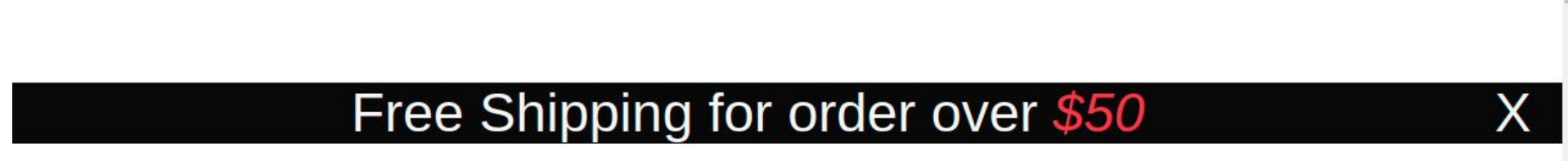
- Download the zip file
- Extract it and put into <Magento-Directory>/app/code/
- Open Cli in magento directory and Run magento installation commands.

CLI Commands

- ➔ php bin/magento setup:upgrade
- ➔ php bin/magento setup:di:compile
- ➔ php bin/magento setup:static content:deploy
- ➔ php bin/magento cache:clean
- ➔ php bin/magento cache:flush

Configuration And Customization

- ➔ Configuration Login To The Admin Magento, Stores > Configuration > Vdc Store > Free Shipping Bar.



Frontend View Examples

