


# Limit Product Quantity Per Customer Extension for Magento 2

## User Guide



Limit Product Quantity Extension Per Customer by VDC Store enables Magento Owners to limit the quantity of products offered to each customer. This helps in providing a better customer experience. You just need to install this extension to your Magento Store to set the product quantity limit per customer.

## Features

- Admin can Enable/Disable the module.
- Admin can add individual product quantity per customer.
- Smooth integration.
- Helps in restricting the limit of the product purchase quantity Per Order.
- Front-end will display the customized error message to the customers.
- You may immediately pick the customer group utilizing the backend capability. Enhance Customer Experience.

## How to Install

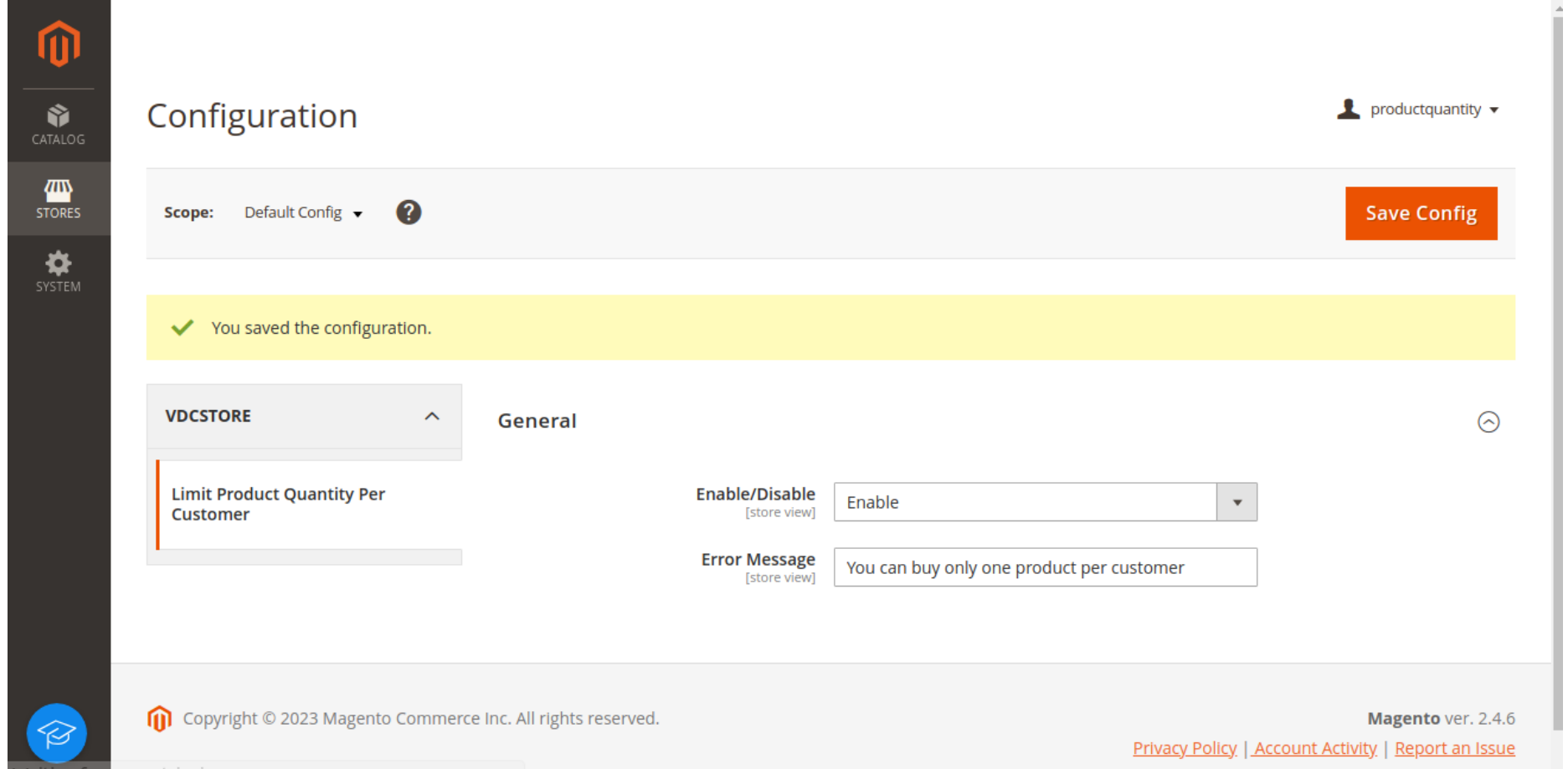
- Download the zip file
- Extract and put it into /app/code/
- Open Cli in the Magento directory and follow the below commands:

## CLI Commands

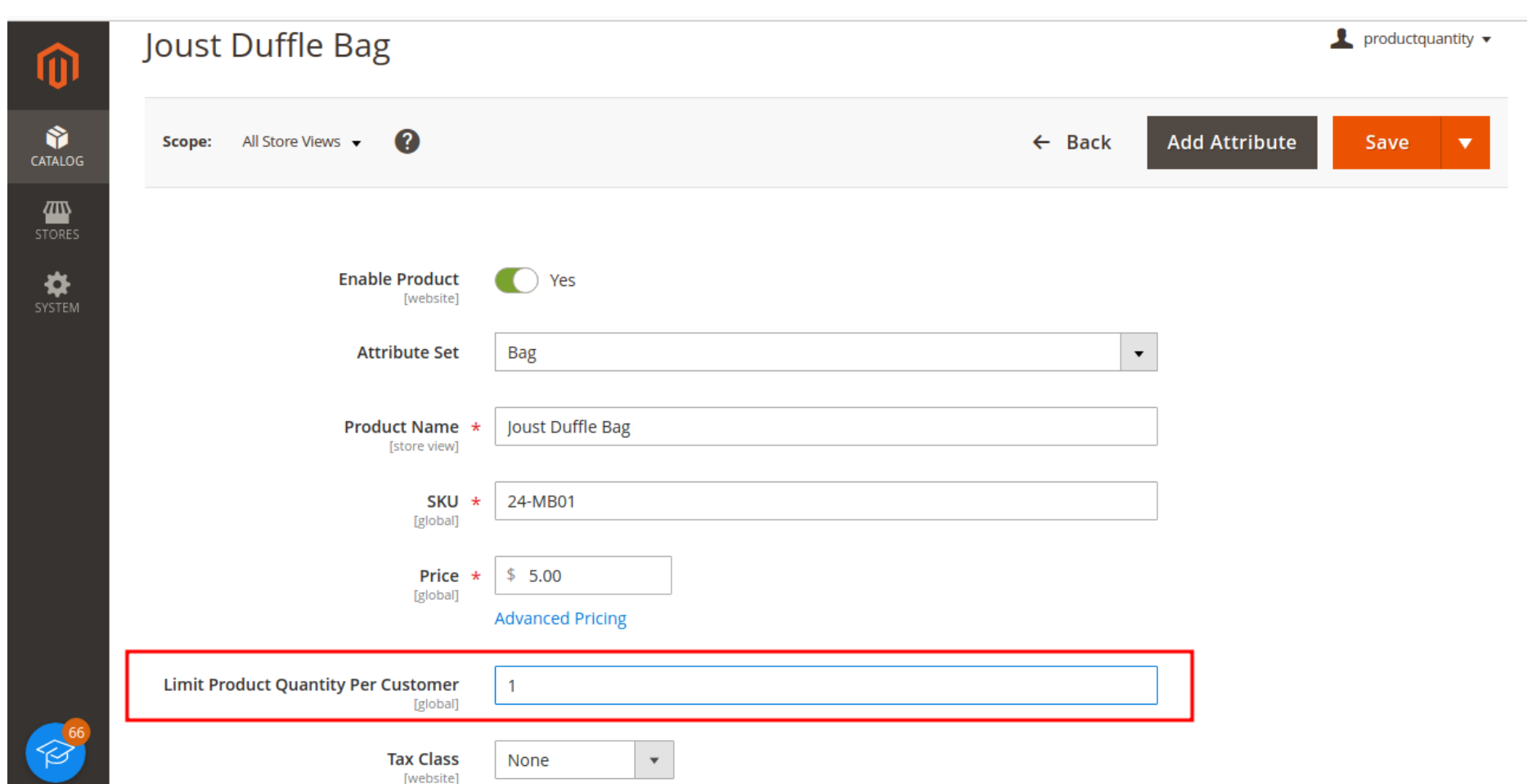
- php bin/magento setup:upgrade
- php bin/magento setup:di:compile
- php bin/magento setup:static-content:deploy
- php bin/magento cache:clean
- php bin/magento cache:flush

## Configuration

- Enable/Disable > Limit Product Quantity is enabled or turn off the admin module.
- Error Message > An error notice appears when a user tries to purchase a product beyond the purchasing limit set in the backend.



- Go to Catalog > Any Products after logging into the Magento Admin.
- The details of the current items are listed in this section. Go to Catalog > Products > Edit to set the product quantity limit per client for each product.
- The ability to limit the quantity of a product per customer is located here. Limit customers by setting the desired quantity.



- Customers will see an error message if they order more than the allowed quantity of a product.

### Shopping Cart

